



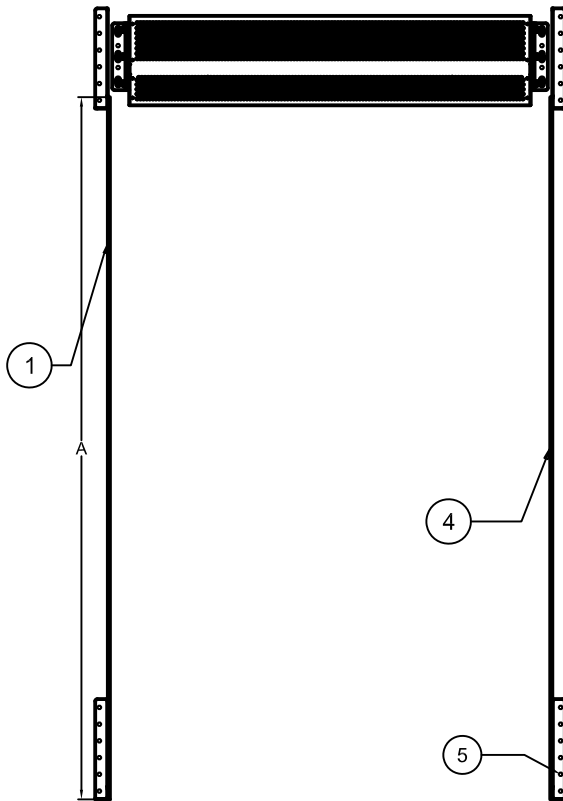
atmosphere is everything

14716 S. Broadway • Gardena, CA 90248 • USA  
 TEL:(310) 532-1555 • (800) 421-1266 • FAX:(310) 324-3030  
 Web Site: www.marsair.com • E-mail:info@marsair.com

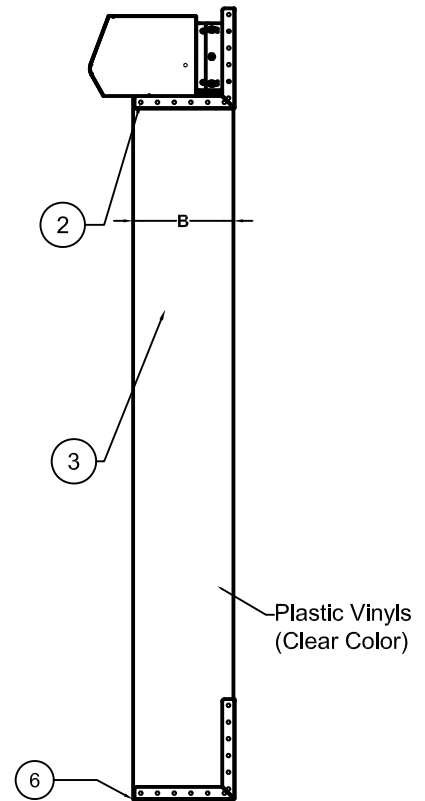
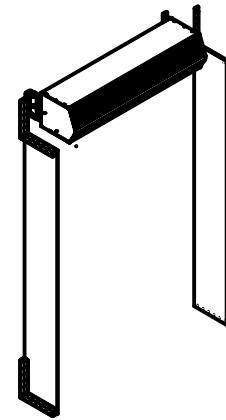
PROJECT		OPTIONS/ITEMS	
TITLE			
COMMENTS		DATE 5/18/20	PAGE
		REV. NO	3
MODEL NO. Side Vinyl Baffle Series	DRAWING NO AE-F	DRAWN BY NT	CHECKED BY FRC
FILE NAME			

# Side Vinyl Baffle Kit

## Side Baffle Series



FRONT VIEW



SIDE VIEW

**Notes:**

1. This product is designed to be compatible with Mars Air Doors models. See table for model selection chart.
2. Side Baffle mounting holes provide for easy installation. Baffle brackets must be fastened to the wall for easy installation.
3. Plastic vinyls are included in the kit with holes pre-punched for easy installation.
4. Side Baffle designed to have sufficient strength to be vertically mounted. Each side baffle bracket must be fastened to the wall for rigidity and may not exceed 4"-6" away from the unit. (Optional support brackets available. Contact factory for details.)
5. Side baffle mounting holes provided to easy installation.
6. Measure the distance between the floor and the bottom of the unit. Trim the plastic vinyl strip 1/8" shorter. Drill the bottom holes as needed and stretch to make the vinyl strip tight. 1/4" holes provided on bracket.
7. Mounting hardware, field supplied.
8. 1 year standard warranty on brackets. Vinyl baffles not covered under warranty.

Note: To maximize seal, mount side baffle(s) as close to the edge of the opening as possible.

Applicable Air Curtain Series	Baffle Kit Number	Overall Height A	Overall Width B
LPV2, LPN2, STD2, N2, PH10, PH12, HV2, NH2, EP2	B0101	14'	12"
STD2, N2, PH10, PH12, HV2, NH2, EP2	B0103	16'	24"
For Vertical Mounting Only	B0105	16'	24"